

## EC-226 Series

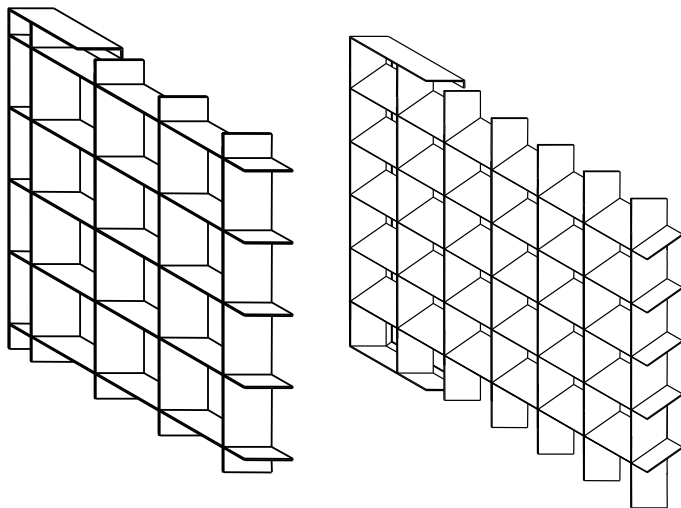
Extruded Aluminum  
Grilles (Ephesia)

### Standard Louver Construction


✓ Frame	2"-12" Deep
✓ Frame Thickness	.081" extruded aluminum (3003-H14)
✓ Blades Thickness	.081" extruded aluminum
✓ Grid	2" @ 0 Degree Slope
✓ Fasteners	Welded construction
✓ Finish	Mill
✓ Undersized	1/4" under opening sizes
✓ Minimum Size	12" x 12"
✓ Maximum Single Section	120" x 84" or 84" x 120

### Optional Construction


	Frames		0.125" Thick Aluminum (3003-H14)			
	Blades		0.125" Thick Aluminum			
	Grid		12" x 2"			
	Screen		.050" x 1/2" wire mesh Bird Screen			
			18 x 16 Insect screen			
	Finish		Prime coat			
			Baked enamel			
			Powder coat			
			Kynar 500	2 Coat		3 Coat
			Anodized	Clear		Color



### TYPICAL SCREEN STYLES



Expanded Aluminum  
Standard

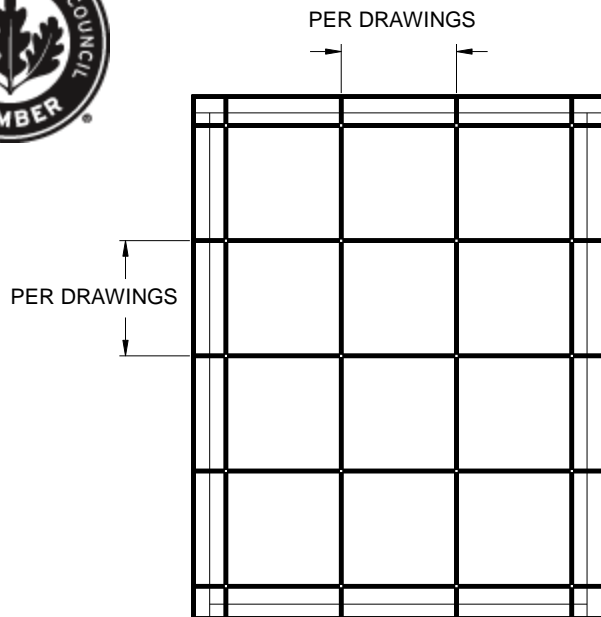


Wire Mesh



### SPECIAL PURPOSE CONSTRUCTION

- Special shapes: Triangle, Round, Trapezoid, etc.
- Fully welded construction
- Security bars
- Hinged as walk through door or swing out access
- Filter racks
- Sleeved for ductwork connection



FRONT ELEVATION

### Louver Schedule

Item	Qty	Opening Size (W x H)	Notes	Project:	
				Location:	
				Arch/Eng:	
				Customer:	